


Features

- ▶ Microprocessor Controlled
- ▶ 40 Tricolor LEDs
- ▶ 40 Programmable Control Switches
- ▶ Ribbon Cable Connected
- ▶ Occupies One Node Address
- ▶ No Wiring Required
- ▶ Echelon® LonTalk® Communications
- ▶ Low Power Consumption
- ▶ 1/2 Module Footprint

Description

The ACM-32 Audio Control Module displays speaker status of up to 32 groups of speakers in the LSN 2000 system. The ACM-32 has the capability to select 1 of 7 audio sources for each of 32 groups of speakers. The ACM-32 contains a total of 40 Tri-Color (RGB) LED's of which 32 are used for monitoring speaker status and 8 are used for audio source selection. The ACM-32 also contains a total of 40 membrane switches of which 32 are used to control speakers and 8 membrane switches for audio source selection including OFF. The ACM-32 provides a simple multiple button operation for activating groups of speakers. The operation consists of selecting a speaker group key or keys and then selecting the source to apply to that speaker group. Each key is assigned a group of speakers either in OR mode or AND mode. In OR mode, if any of the speakers are activated, the LED will illuminate "white" if no source is connected or the color of the source with the highest priority. In AND mode the LED will be OFF if all speakers of that group are inactive. Also, in AND mode the LED will illuminate with the source color if and only if all speakers of that group are active and connected to the same source and "white" otherwise. If a speaker in the speaker group is in trouble then the LED will illuminate "yellow". Multiple ACM-32 modules can be placed in the Fire Command Center enclosure, or anywhere a network connection is available.

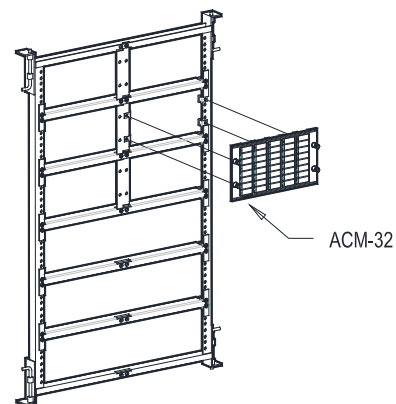


Application

The ACM-32 Audio Control Module displays speaker status in real time in the LSN 2000 system. The ACM-32 provides a simple two step operation for controlling speakers on a floor. Multiple ACM-32 modules can be placed in the Fire Command Center enclosure if required.

Installation

The ACM-32 Audio Control Module occupies 1/2 panel space and mounts to the HS-1 Horizontal Strap and VS-1 Vertical Strap in the Fire Command Center enclosure.



Approvals and Listings

Underwriters Laboratories (File No. S2184)
 NYC MEA (MEA No. 32-95-E)

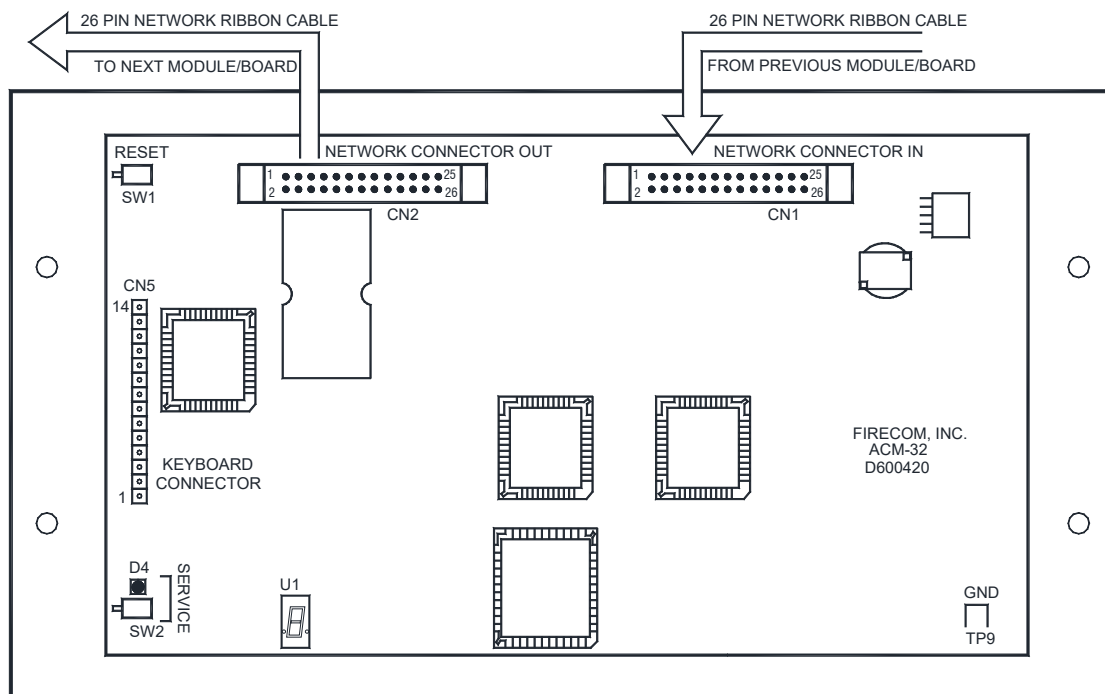
MEA CITY OF NEW YORK



Engineering Specifications

The ACM-32 Audio Control Module shall contain 40 tricolor LEDs with 40 associated membrane switches. Each LED/Switch shall be programmable to indicate the status of a speaker. The ACM-32 shall occupy one node address in the system. Each LED/Switch shall be assigned its own unique address or be mapped to a speaker group. When the ACM-32 is mapped to a speaker group, the LED shall indicate the source of that speaker group. The LED shall illuminate RED, GREEN, BLUE, CYAN, PURPLE or WHITE according to the source applied to the speaker group. Typically speakers in EVAC mode will be configured RED, speakers in INQUIRY mode will be configured GREEN and speakers in PAGE mode will be configured BLUE.

Wiring Connection



Electrical Specifications

Operating Voltage	24VDC
Operating Current - Stand-by	68mA
Operating Current - Alarm	130mA
Operating Temperature	0°C to 49°C
Operating Relative Humidity Range	0% to 93% @ 32° C

Ordering Information

Model No.	Part No.	Description
ACM-32	72925	Audio Control Module

It is our intention to keep the product information up to date and accurate. We cannot cover all specific applications or anticipate all requirements. All specifications are subject to change without notice. For more information contact: FIRECOM, INC.