




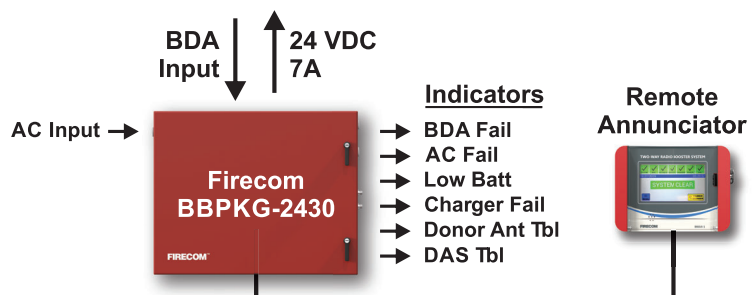

Features

- ▶ 120VAC or 240VAC Input
- ▶ 24VDC @ 7A Output
- ▶ AC Failure Indicator
- ▶ Low Battery Failure Indicator
- ▶ Charger Fail Indicator
- ▶ All Outputs Power Limited
- ▶ Integral Battery Charger
- ▶ Remote Annunciator Output
- ▶ Form 'C' Contact Trouble Indicators



Description

The Firecom BBPKG-2430 BDA Buddy Package is capable of providing continuous DC voltage for Bi-Directional Amplifier (BDA) units. The BBPKG-2430 is a NEMA 4 enclosure with a power supply and batteries along with microprocessor controlled logic boards. The BBPKG-2430 includes a 7 amp 24VDC power supply with seal lead acid batteries for 12 or 24 hour backup time. An integral battery charger with AC Failure, Low Battery & Charger Fail indicators are also included. Additional trouble indicators for BDA, Donor Antenna & optional Distributed Antenna System (DAS) are provided. All indicators are Form 'C' contacts for remote monitoring. A remote annunciator connected to the BBPKG-2430 is used to display all status indicators in unit. The BBPKG-2430 has been designed to meet NFPA 72 and NFPA 1221 requirements.



It is our intention to keep the product information up to date and accurate. We cannot cover all specific applications or anticipate all requirements. All specifications are subject to change without notice. For more information contact: FIRECOM, INC.

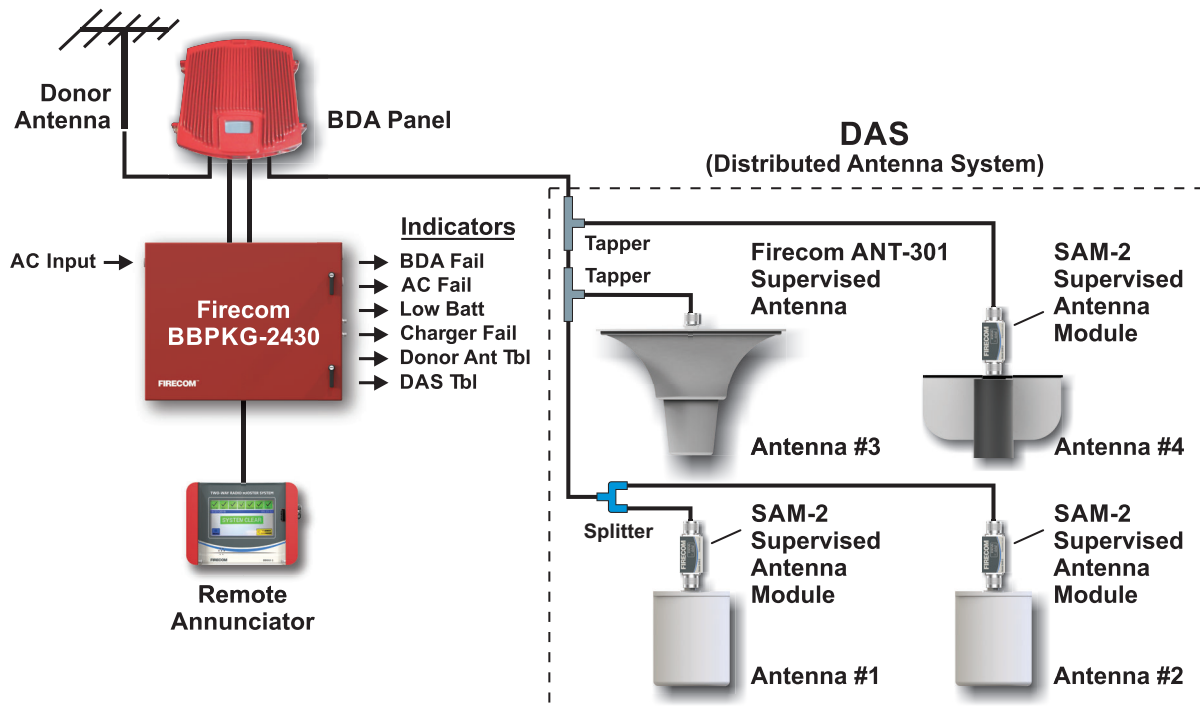
Supervised Antenna System



SAM-2

The BBPKG-2430 is also capable of supervising a Distributed Antenna System (DAS). With the addition of the Firecom SAM-2 Supervised Antenna Module, any antenna in the DAS becomes a supervised antenna to the BBPKG-2430. The BBPKG-2430 monitors all the antennas in the DAS even if the BDA is panel is not active. Antenna status is reported to the remote annunciator. The remote annunciator displays the location of the faulty antennas. The SAM-2 contains a blinking LED to indicate it is working and communicating to the BBPKG-2430 panel.

Wiring Connection



Electrical Specifications

AC Input	120VAC/6A or 240VAC/3A 50/60Hz
DC Output	24VDC @ 7A
Operating Temperature	0°C to 49°C
Operating Relative Humidity Range	0% to 93% @ 32°C
Failure/Trouble Indicator Outputs	
BDA Fail, AC Fail,	Form 'C' Contacts
Low Bat Fail, Charger Fail,	1A @ 30VDC, 0.5A @ 125VAC
Donor Antenna Trouble,	
Optional DAS Trouble	

Ordering Information

Model No.	Part No.	Description
BBPKG-2430	79672	BDA Buddy Package
SAM-2	78776	Supervised Antenna Module

It is our intention to keep the product information up to date and accurate. We cannot cover all specific applications or anticipate all requirements. All specifications are subject to change without notice. For more information contact: FIRECOM, INC.